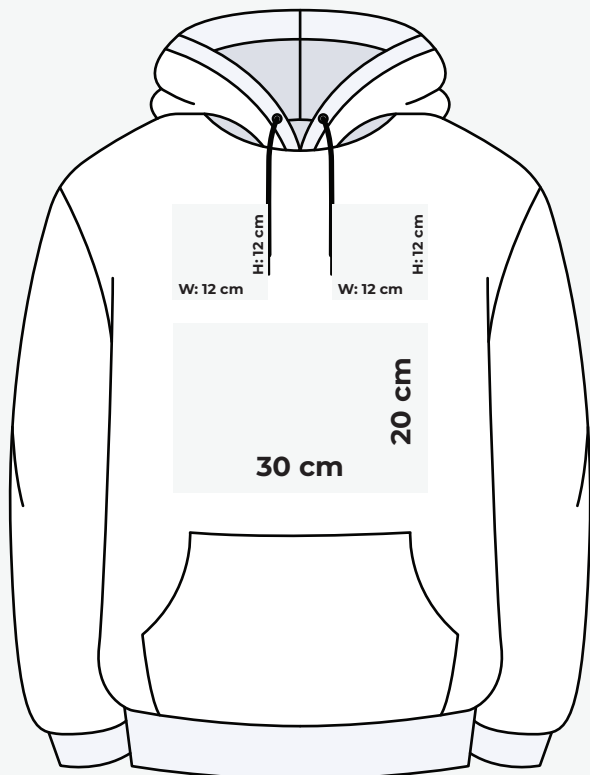


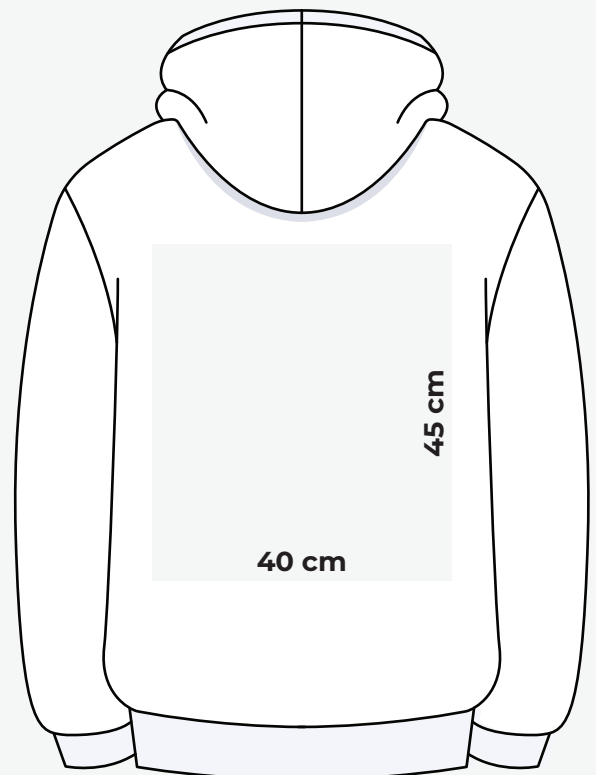
INSTRUCTIONS: Insert your artwork into the designated layer labeled "**YOUR DESIGN**" and ensure it is within the printable grey area. Adhere to the print size guidelines provided in the layer labeled "**PRINT SIZE**".

Please be aware that the T-shirt template displayed represents an adult medium size shirt. While it is close to actual size, it may not be entirely precise.

## FRONT




## BACK



*\*Ensure you carefully review your spelling for accuracy. Verify the sizing of your artwork and logos to guarantee they meet the intended dimensions. Convert all type fonts to outlines to prevent any font-related issues. Clearly specify the garment colors you desire, and also indicate the print colors to ensure accurate reproduction. Attention to these details will contribute to a successful and error-free design process.*

**Ready for printing? Feel free to reach out if you have any questions.**



0433 955 362



admin@estronprint.com.au



Unit 35, 2 Railway Parade  
Lidcombe NSW 2141